

Active Door Quotation/Order Form



Account Name _____	Contact _____
Account No _____	Fax No _____
Delivery Address _____	Tel No _____
_____	Date _____
_____	Delivery Date _____
_____	Order Ref _____
_____	Door Location _____

Door Design _____

Glass Design _____

Backing Glass _____

Door Leaf Colour _____

Outside _____

Inside _____

Door Width _____
(inc add on if required)

Door Height _____
(inc sill if required or add on)

Door Hung Left Right

Opening In Out

Add on 15 / 45mm _____

Sill 95mm / 150mm / N/A

Length _____

PVC Threshold

Aluminium Mobility Threshold

Gold to brick (a)

Silver to brick (a)

Gold on a cill (b)

Silver on a cill (b)

Hardware Colour _____

Lever / Lever

Lever / Pad Split Spindle

Letterbox

Viewer

Urn Knocker

Scroll Knocker

Spy Hole Urn Knocker

Lion's Head Knocker

Numerals _____

Door Guard

Cylinder Guard

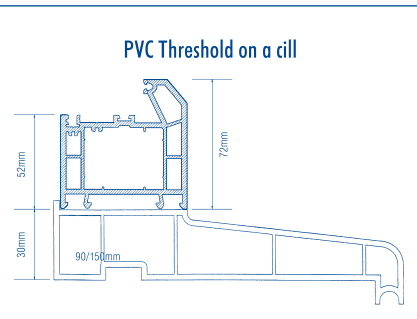
Thumbturn Cylinder

Hinges White Chrome

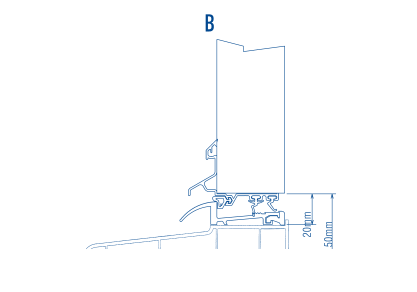
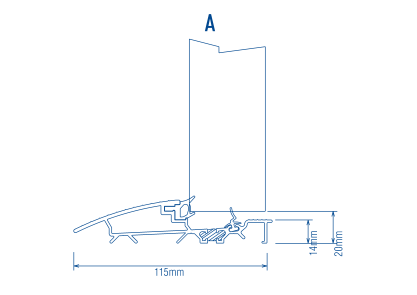
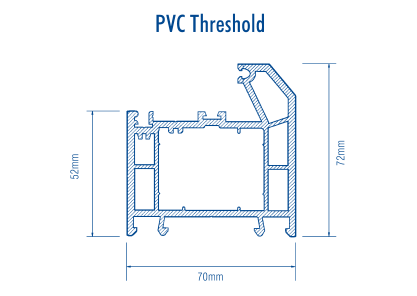
Black Gold

Technical Information

Minimum Width 850mm/Maximum 1002mm
 Minimum Height 1962mm/Maximum Height 2162mm
 Maximum Height Low Aluminium Threshold to Brick 2116mm
 Maximum Height Low Aluminium Threshold on Sill 2146mm
 Minimum Height Low Aluminium Threshold to Brick 1927mm
 Minimum Height Low Aluminium Threshold on Sill 1957mm
 Measurement from edge of frame to hinge is 30mm
 Outerframe manufactured in Rehau
 Door hung on 3 half butt hinges



Sketch of Door Design Outside View



SYSTEMATIC 01472 851091